



来华留学生保险

Online payment Instruction.

网上支付看这里 轻松缴费我帮你



PC端
PC terminal


Step. 7

支付完成
Payment completed



Step. 6

支付
Pay



Step. 1

登录留学保险网
Login to lxbx.net



下一步
Next step

Step. 5

信息确认
Confirm info



信息确认
Confirm info

Step. 2

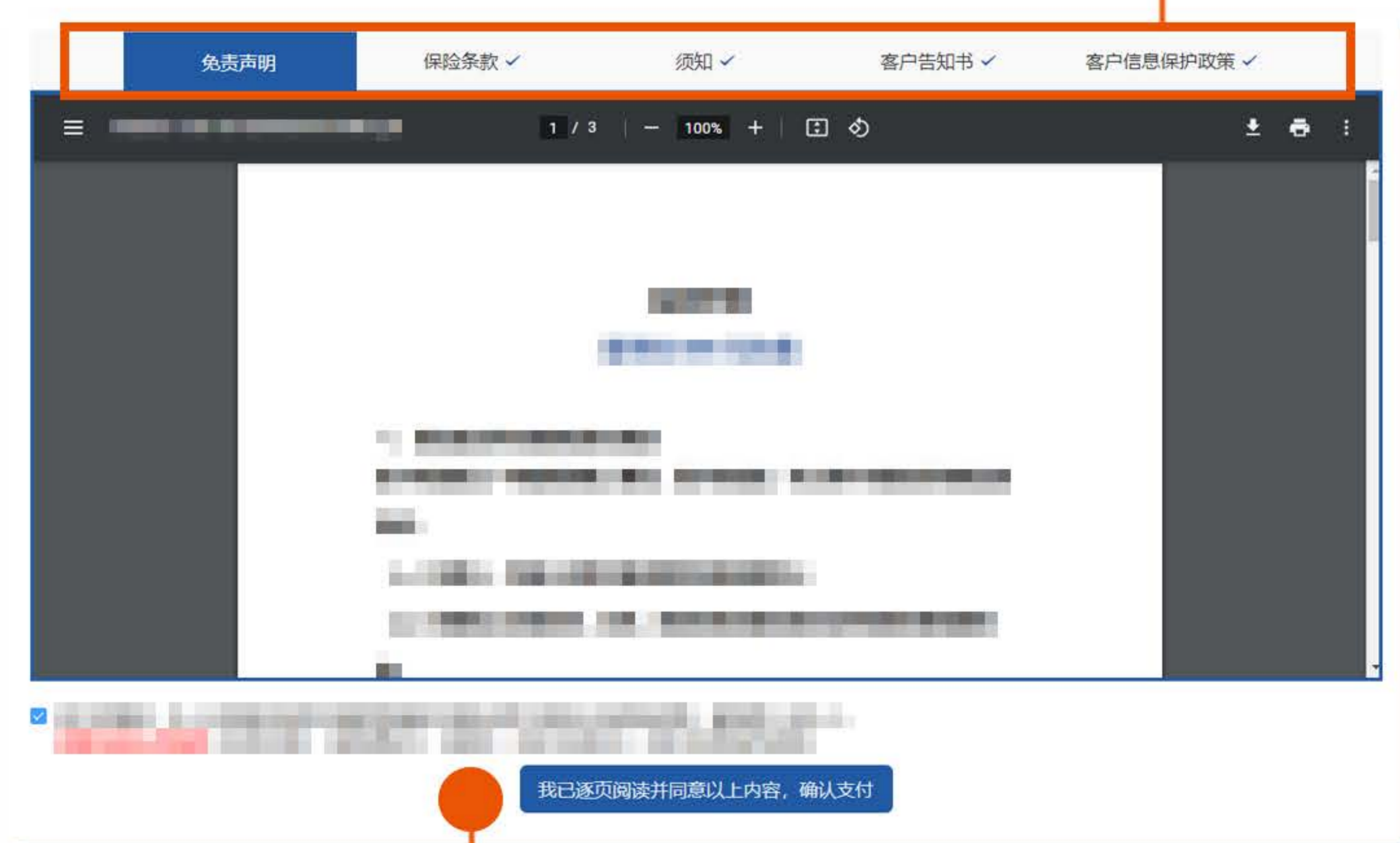
输入证件号码和验证码
Passport number
and verification code



Step. 4

查看详情
View detail

点击浏览
Read and click each box



下一步
Next step

Step. 3

方案选择
Choose plan



下一步
Next step





来华留学生保险

Online payment Instruction.

网上支付看这里 轻松缴费我帮你



手机端
Mobile terminal

Step. 1

扫描二维码或
浏览器访问留学保险网
Scan the QR code or
input lxbx.net into your
browser



Step. 2

点击登录
Click to login



Step. 3

输入证件号码和验证码
Passport number and
verification code



Step. 4

选择学校和方案
Choose school
and plan



Step. 5-1

选择学校和方案
Choose school
and plan

下一步
Next step



Step. 5-2

立即缴费
Pay now

Step. 6

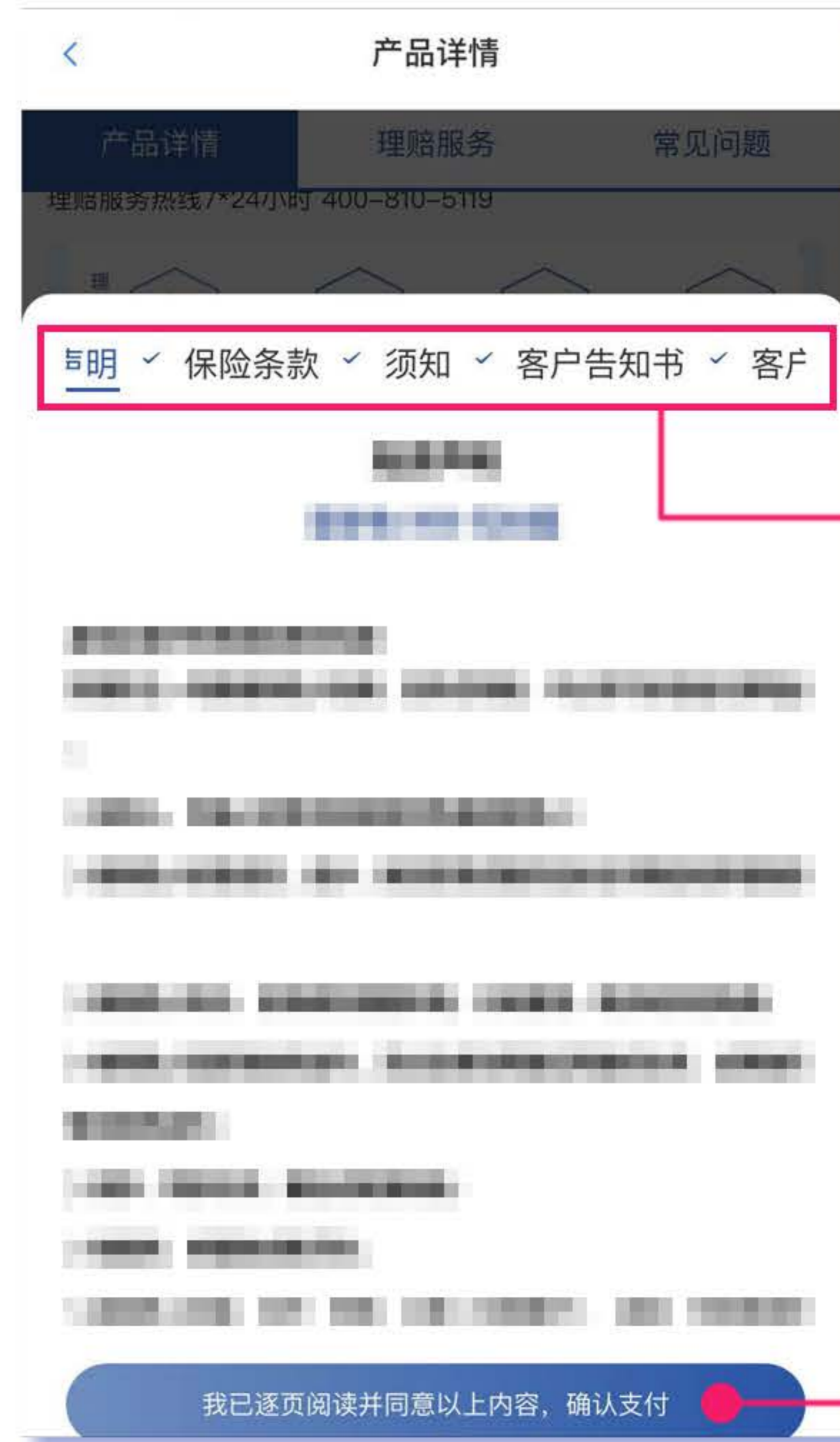
信息确认
Confirm info



Step. 5-2

选择学校和方案
Choose school
and plan

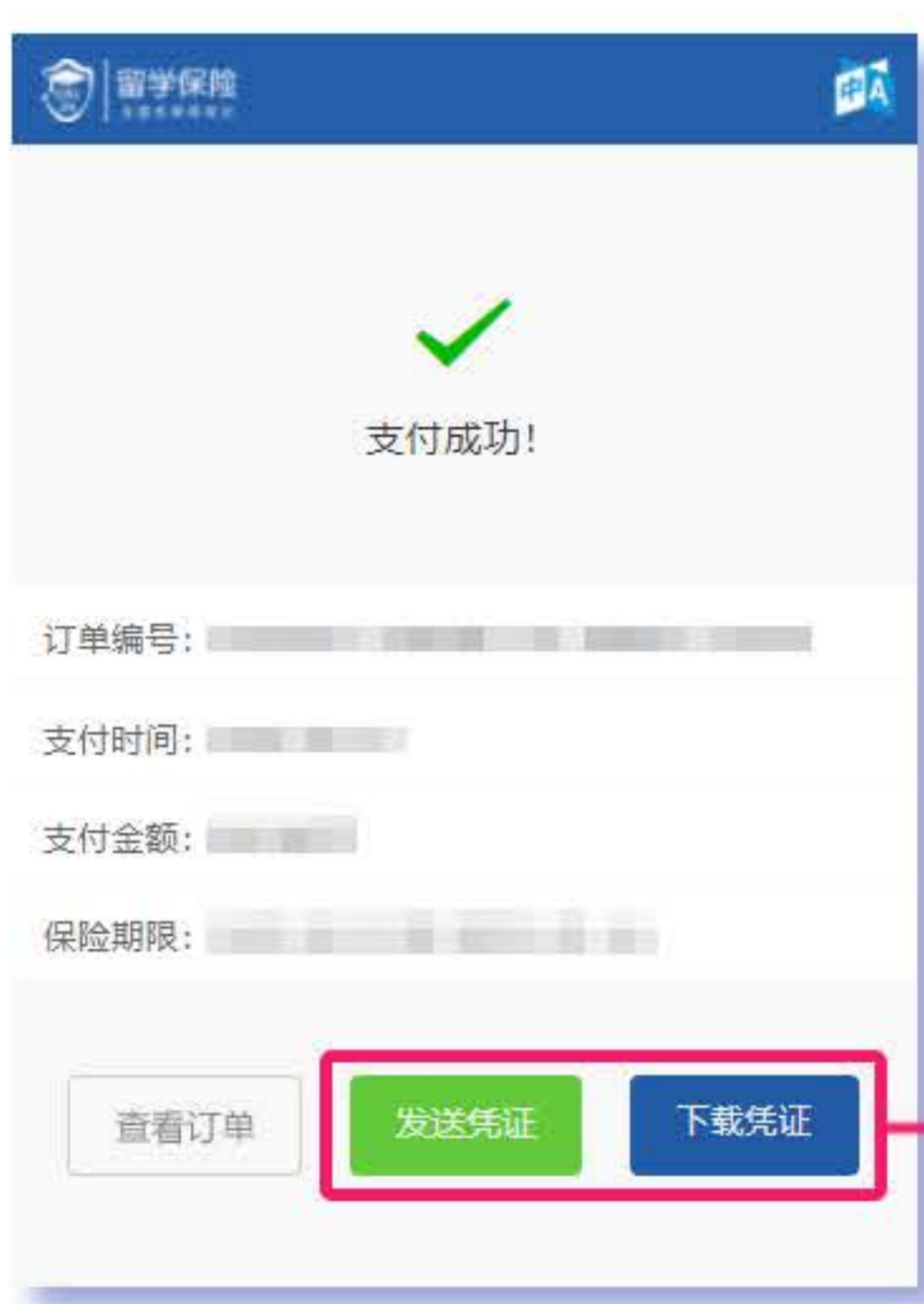
点击浏览
Read and click
each box



下一步
Next step

Step. 8

获取凭证
Get receipt



Step. 7

支付
Pay



Step. 6

信息确认
Confirm info

